


WHITEHOUSE

CONSTRUCTION



Property Flood Resilience
Flood Door Brochure



www.whitehouseconstruction.co.uk

ABOUT US

Whitehouse have been involved in the Property Flood Resilience (PFR) sector for the past 15 years, continually evolving and investing in the supply and installation of PFR measures to both domestic and commercial properties.

We were instrumental in the development of the National Code of Practice for PFR, in collaboration with BRE, CIRIA and the University of West England, setting the highest bar for PFR Survey, Supply & Installation across the entire industry.

In 2014, we opened our own Flood Door manufacturing facility and have the capacity to manufacture Flood Doors in a wide range of colours, styles and finishes to meet every requirement.

We have worked with the Environment Agency, Flood Risk Management Authorities and Government bodies to mitigate flooding effects across the UK, and now supply our Flood Doors nationwide.



MANUFACTURE

Whitehouse Flood Doors are manufactured at our own facility based in Derby. We use the latest in cutting edge technology to provide watertight seals, which provide flood resilience to both domestic and commercial properties.

Manufacturing in-house, we take direct control over delivery and provide a resilient and robust supply of Flood Doors across the UK. We can produce doors in a wide range of colours, styles and finishes, with various glazing options which can be found within this brochure.

Please speak to a member of our team should you require any further information.



CLASSIC COLLECTION



SANDRINGHAM 1
GEORGIAN BAR



CANTERBURY 1 ARCHED
GEORGIAN BAR



KENSINGTON 2
INVERTED PATTERNED



KENSINGTON 2
DIAMOND LEAD



ROCKINGHAM 1
PATTERNED



MADRID 2
PATTERNED



BALMORAL 1
PATTERNED



BALMORAL 1 CLASSIC
PATTERNED



RICHMOND 1
PATTERNED



ALTHORPE 1 INVERTED
PATTERNED



WINDSOR 2 PATTERNED WITH
WINDSOR 1 PATTERNED SIDE PANEL

CLASSIC COLLECTION



CAMBRIDGE 1 BOW
FRONTED



ALNWICK 1 PATTERNED



CHATSWORTH 1
PATTERNED



HAMBURG 1
PATTERNED



OXFORD 1
PATTERNED



BLENHEIM 1
PATTERNED



SEVILLE 1 PATTERNED



MALAGA 5
PATTERNED



ROME 1
PATTERNED

MODERN COLLECTION



MODERN
5034



MODERN
5013



MODERN
5051



MODERN
5101



MODERN
5082



MODERN
5123



MODERN
5131



MODERN
5171



MODERN
5141

HERITAGE COLLECTION



BALMORAL 1 CLASSIC
CLIMBING ROSE



RICHMOND 1
CLIMBING ROSE



KENSINGTON 2
CLIMBING ROSE



SANDRINGHAM 1
CLIMBING ROSE



SANDRINGHAM 1
HOUSE. NO



KENSINGTON 2 SANDBLASTED
EDWARDIAN BORDER



ROME 1
SANDBLASTED DIAMOND



BALMORAL 1 SANDBLASTED
MINIATURE STARS



CANTEBURY 1
SANDBLASTED BORDER



KENSINGTON 2
SANDBLASTED DIAMOND
FLOWERS



BLENHEIM 1 RESIN
TRAY



RICHMOND 1
RESIN TWEED

HERITAGE COLLECTION



OXFORD 1 RESIN
FORTH



KENSINGTON 2
RESIN SPRAY



KENSINGTON 2
RESIN GERBERA



BALMORAL 1 RED
CAMPION



MALAGA 5 RESIN
SQUIRRLS



BLenheim 1 RESIN
FLEUR DE LYS



SEVILLE 1 CORNER
RED STARS



SEVILLE 1 CORNER
BLUE STARS



SEVILLE 1 CORNER
GREEN STARS

BEVEL COLLECTION



KENSINGTON 2
ASTRAL DIAMONDS



CHATSWORTH 1
BULLION



BALMORAL 1 ASTRAL
DIAMOND BEVEL



ROCKINGHAM 1 CERAMIC
DIAMOND STAR



BALMORAL 1 CERAMIC
DIAMOND TRIO



BALMORAL 1 CLASSIC
ASTRAL FLEUR DE LYS



MADRID 2 ASTRAL
PISCES



ROCKINGHAM 1
ASTRAL VIRGO



BALMORAL 1
ASTRAL OPAL



REIMS 1 DIAMOND
CLUSTER

CRYSTAL COLLECTION



CANTEBURY 1 CRYSTAL
CARINA ROSE



BALMORAL 1 CLASSIC
CRYSTAL VEGA



BALMORAL 1 CLASSIC
BLUE CRYSTAL VEGA



BALMORAL 1 CLASSIC
GREEN CRYSTAL VEGA



RICHMOND 1
CRYSTAL SIRIUS



ROCKINGHAM 1 BLUE CRYSTAL
AURORA ATRACITE



ROCKINGHAM 1 BLUE
CRYSTAL AURORA



ROCKINGHAM 1 CLASSIC
CRYSTAL AURORA



ROCKINGHAM 1
CRYSTAL AURORA



MADRID 2 CRYSTAL TUCANA
WITH TUCANA SIDE PANEL

PLATINUM COLLECTION



BALMORAL 1
CLASSIC PLATINUM
CLUSTER



ROCKINGHAM 1
PLATINUM
FANTASY



KENSINGTON 2
PLATINUM LEGACY



BALMORAL 1
PLATINUM PENDANT

FUSED COLLECTION



SEVILLE 1 FUSED
BLUE DIAMONDS



SEVILLE 1 FUSED
BLUE FLOWERS



BLENHEIM 1 FUSED
LILY



ROME 1 FUSED
BLUE DIAMONDS

FUSED JEWELS COLLECTION



SIDE PANELS



DERWENT COLLECTION



MID RAIL SINGLE DOOR



SINGLE CRUCIFIX SINGLE DOOR



MID RAIL WITH UPPER MULLION SINGLE



MID RAIL WITH LOWER MULLION SINGLE



DOUBLE CRUCIFIX SINGLE DOOR



SINGLE DOOR WITH FLAG WINDOW



SINGLE DOOR WITH SIDE LIGHT



SINGLE DOOR WITH TOPLIGHT

DERWENT COLLECTION



DOUBLE DOOR



DOUBLE DOOR WITH ONE SIDE LIGHT



DOUBLE DOOR WITH TWO SIDE LIGHTS

HALF PANELS



ABBAY HALF



BUCKINGHAM
HALF



HANOVER HALF



MANOR HALF
INVERTED



MANOR HALF



WINCHESTER HALF

QUARTER PANELS



WINCHESTER



CATHEDRAL



MANOR



ELIZABETHAN


COLOURS




Anthracite Grey



White



Rosewood



Golden Oak



Chartwell Green



Bespoke

Ask for details on our bespoke colour service

GLAZING STYLES




Standard Glazed



Georgian Bar



Diamond Lead



Bespoke

We also offer a bespoke glazing style, subject to availability - please ask for details


GLAZING PATTERNS




Autumn Leaf



Cotswold



Stippolyte




Minster



Oak



Pelerine



Arctic




Flemish



Sycamore



Taffeta




Digital



Charcoal Sticks



Chantilly



Warwick




Florielle



Mayflower



Everglade



Contora



Sand Blasted

We can also offer bespoke glazing patterns - please ask for details


HANDLES



Hardex
Chrome



Hardex
Gold



Antique
Black



White


LETTERPLATES



Hardex
Chrome



Hardex
Gold



Antique
Black



White

KNOCKERS



Chrome



Black




Gold




White


LETTERS & NUMERALS



Black



Chrome



Gold



White

*Knockers are available with spyholes -
please ask for details*

TESTING

Our Flood Doors have been independently tested at HR Wallingford and have achieved the latest BSI Kitemark Standard:

BS 851188-1:2019 + A1:2021



KM 752908
BS 851188-1:2019 + A1:2021

We also test our doors in-house at our manufacturing facility, using the latest in ultrasonic testing techniques providing the upmost assurance on the flood resilient qualities of our doors.

For further information on the BSI Kitemark, please visit:

www.bsigroup.com



ACCREDITATIONS

As part of our commitment to providing the best service to our customers, we maintain and uphold the highest standards in Quality, Environmental and Health & Safety standards.

Our Flood Door manufacturing facility has been independently audited by ISOQAR and achieved:

ISO 45001:2018 Occupational Health & Safety

ISO 9001:2015 Quality Management

ISO 14001:2015 Environmental Management



For further information on the ISOQAR standards and what they mean, please visit:

www.iso.org



**Our Flood Doors are Kitemarked to the latest
BS 851188-1:2019 + A1:2021 standard.**




KM 752908
BS 851188-1:2019 + A1:2021

CONTACT US

Office Address

Whitehouse Construction
Ewart House
Blenheim Road
Ashbourne
DE6 1JU

 01335 344000

 @WhitehouseLtd

 plp@whc.ltd

 www.whitehouseconstruction.co.uk